


KROMSKI & SONS

The Minstrel - instruction of oiling and waxing mobile parts of the treadles

In order to flawless using of yhe Minstrel you have to wax the middle part which connects the treadles (the metal bar 10 mm diameter) and you should oil the side elements (metal bars 6 mm diameter).




In all grease places of the Minstrel you should dose the oil added to the Minstrel. Apart from the metal connection of the treadles - **YOU MUST NOT USE THE OIL**. Otherwise, the spinning wheel will scrunch. Once for a couple months you have to wax by paraffin (candle) the bar. You can also wax by paraffin (after untangling) belts connecting the treadles with footman.

In order to decompose the set of the treadles, you have to follow the pictures below. Pull out the left leg of the spinning wheel.




Then, pull out both treadles from spinning wheel's legs.



As it is shown in the picture, embrocate 1 - 2 minutes the thick bar connecting the treadles. It should be done carefully, to obtain thick layer of paraffin on the bar.



Next, put together back elements, remember about washers shown in the picture.



Push in the leg in the appropriate place according with the arrows.
Set the leg to black marker on the leg connected with black marker by the hole.
Lastly, cautiously drive in the leg using hammer.

